



How to Guide: Requesting a data bundle for the SABMAS Virtual AGM 2025

<https://sabmas.mobile-data.network/login>

Table of Contents

1. [Login to Data Voucher Request Platform -1st Step input SABMAS Member No](#)
2. [Login to Data Voucher Request Platform - 2nd Step input your SAID No](#)
3. [Selecting your mobile network and inserting your mobile number](#)
4. [Confirm your input re mobile number and network](#)
5. [Confirmation message and exiting the platform after submitting your request](#)

1. Login to Data Voucher Request Platform -1st Step input SABMAS Member No

Member Actions

Insert your full 9-digit or full 11-digit SABMAS Membership Number If you make an input error, the platform will warn you:

- *You have entered an invalid SABMAS Member Number.*
- *Please note that after 2 further failed login attempts your account will be temporarily suspended.*

Once a valid SABMAS Membership Number has been input, the platform will open to the next input screen (see next page).



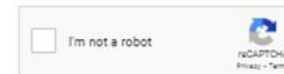
Welcome to SABMAS AGM 2025 – Request Data Bundles

For those members with 9-digit membership numbers, please enter your full 9-digit membership number followed by your SA ID Number on the second login page.

For those members with 11-digit membership numbers, please enter your full 11-digit membership number followed by your SA ID Number on the second login page.

Log In

Enter SAB Membership Number



Log In

Insert your SABMAS
Membership Number

2. Login to Data Voucher Request Platform - 2nd Step input your SAID No

Member Actions

The platform shows the message:

- *If you have a problem logging in, then contact us at agm@sabmas.co.za.*
- Insert your SA ID Number to continue and then click on the login button.



Welcome to SABMAS AGM 2025 – Request Data Bundles

If you have a problem logging in, then contact us at agm@sabmas.co.za for assistance or call the Contact Centre at 011 529 0215 during office hours.

For those members with 9-digit membership numbers, please enter your full 9-digit membership number followed by your SA ID Number on the second login page.

For those members with 11-digit membership numbers, please enter your full 11-digit membership number followed by your SA ID Number on the second login page.

Log In

Enter SA ID Number

Login

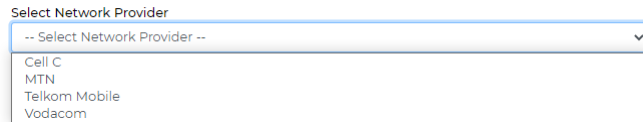
[Download How to Guide: Requesting a data bundle for the SABMAS Virtual AGM 2025](#)

Enter your SAID Number as recorded in the membership database to complete the login process

3. Selecting your mobile network and inserting your mobile number

Member Actions

Select your network provider by clicking on the drop down arrow. The available networks are shown below:



Select Network Provider

-- Select Network Provider --

- Cell C
- MTN
- Telkom Mobile
- Vodacom

- Cell C
- MTN
- Telkom Mobile
- Vodacom

NB: You may only select one network.

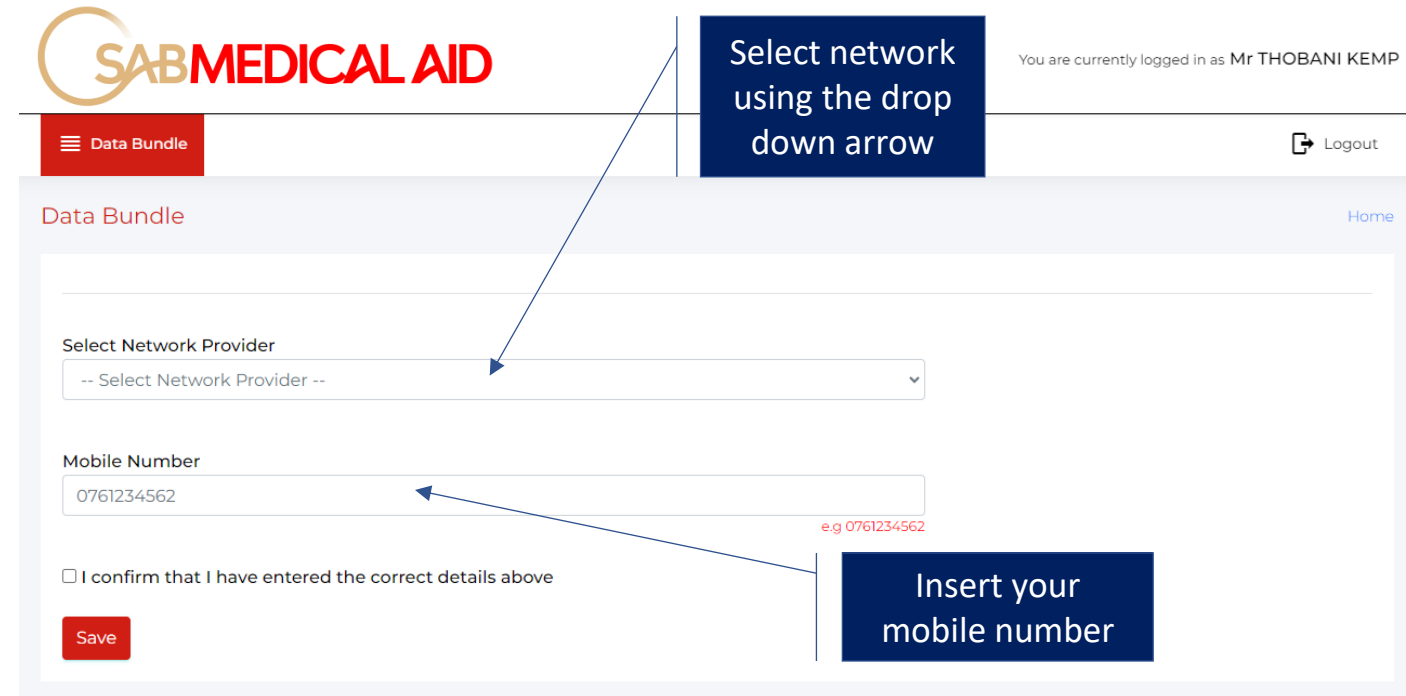
Insert your mobile number.

Tick the box shown below:

I confirm that I have entered the correct details above

Click on the Save Button to submit your request.

Save



SABMEDICAL AID

Data Bundle

You are currently logged in as Mr THOBANI KEMP

Logout

Data Bundle

Select Network Provider

-- Select Network Provider --

Mobile Number

0761234562

e.g 0761234562

I confirm that I have entered the correct details above

Save

Select network using the drop down arrow

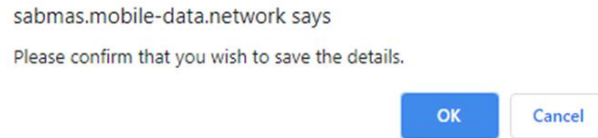
Insert your mobile number

4. Confirm your input re mobile number and network

Member Actions

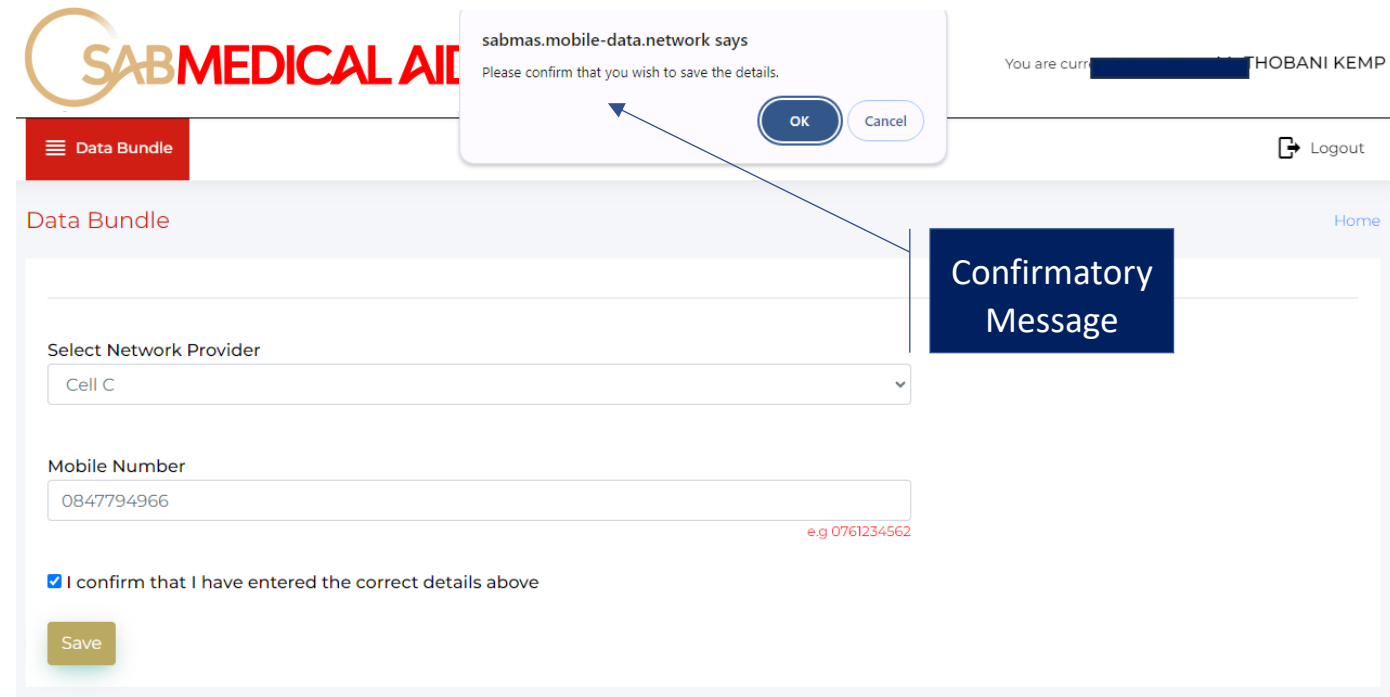
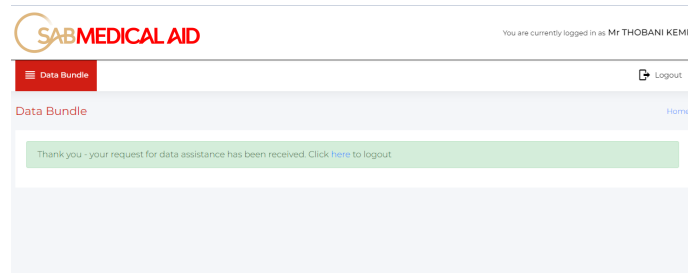
After clicking Save, you will see a confirmatory message.

- *Click OK to confirm your request or click Cancel to change your request details*



The platform acknowledges your input with the message below :

- *Thank you - your request for data assistance has been received. Click here to logout (see next page).*



5. Confirmation message and exiting the platform after submitting your request

Member Actions

You may only request a data bundle once.

Click the Logout button to exit the platform:



NB: if your request for a data bundle is approved by the SABMAS, please note that the data bundle will only be sent to you on the day the AGM is held.

The AGM takes place on 19/06/2025.

